

**Chisholm Trail Technology Center  
Vocational-Technical School District  
2018-2019 Estimate of Needs  
and  
Financial Statement of the Fiscal Year 2017-2018**

**Board of Education of Chisholm Trail Technology Center  
District No. V 26  
County of Kingfisher  
State of Oklahoma**

**FILED**  
OCT 25 2018  
State Auditor & Inspector

Chisholm Trail Technology Center  
Vocational-Technical School District  
2018-2019 Estimate of Needs  
and  
Financial Statement of the Fiscal Year 2017-2018

Board of Education of Chisholm Trail Technology Center  
District No. V 26  
County of Kingfisher  
State of Oklahoma

Two copies of this Financial Statement and Estimate of Needs should be filed with the County Clerk not later than September 30 for all School Districts. After approval by the Excise Board and the levies are made, both statements should be signed by the Board Members. One complete signed copy must be sent to the State Auditor and Inspector, 2300 N. Lincoln Blvd Room 100, Oklahoma City, OK 73105-4801. If publication may not be had by date required for filing, affidavit and proof of publication are required to be attached within five days after date of filing.





The 2018-2019 Estimate of Needs  
and  
Financial Statement of the Fiscal Year 2017-2018

Prepared by: Johnston & Ahlschwede, P.C.

Submitted to the Kingfisher County Excise Board

This 12 Day of September, 2018

School Board Members

Chairman		Clerk	_____
Treasurer		Member	_____
Member		Member	_____
Member		Member	_____

State of Oklahoma, County of Kingfisher

To the Excise Board of said County and State, Greetings:

Pursuant to the requirements of 68 O. S. 2001 Section 3002, we submit herewith, for your consideration the within statement of the financial condition of the Board of Education of Chisholm Trail Technology Center, District No. V 26, County of Kingfisher, State of Oklahoma for the fiscal year beginning July 1, 2018, and ending June 30, 2019, together with an itemized statement of the estimated Income and Probable Needs of said School District for the ensuing fiscal year. We have separately prepared, executed and submit Financial Statements for the Fiscal Year so terminated, and Estimate of Requirements for the ensuing Fiscal Year, for such Sinking Fund, if any, as pertains to this District for the Bond, Coupon, and Judgment indebtedness, if any, outstanding and unpaid as of June 30, 2019, and also for the Sinking Fund of any disorganized District whose area or the major portion thereof is now embraced within the boundaries of this District; and this Certificate is as applicable thereto as if fully embodied therein. The same have been prepared in conformity with Statute, in relation to which be it further noted that:

1. We, the undersigned, duly elected, qualified and acting officers of the Board of Education of the aforesaid School District located wholly or in major area in the County and State aforesaid, do hereby certify that, at regular session begun at the time provided by law, we carefully considered the reports submitted by the several officers and employees as required by 68 O. S. 2001 Section 3004, carefully considered the statements and estimate of needs heretofore prepared for the purpose of ascertaining any additional or emergency levy necessary for the ensuing fiscal year and revised, corrected or amended the same to disclose the true fiscal condition as of June 30, 2018, and to provide for the needs of the District for the ensuing fiscal year as now ascertained; and we do hereby certify that the within statement of the financial condition is true and correct, and that the within estimates for all purposes for the ensuing fiscal year are reasonably necessary for the proper conduct of the affairs of said School District, and that the statement of Estimated Income from sources other than ad valorem taxes is not in excess of the lawfully authorized ratio of the actual collections from such sources during the previous fiscal year.

2. We further certify that any cash fund balance reported in our Building Fund is required for immediate or cumulative program of construction unless there be attached within a verified copy of a resolution signed by a majority of the members of this Board to the effect the program of building has been completed or abandoned. If attached, then the Excise Board is directed to apply said Balance to reduce Levies in accordance with 62 O. S. 2001, Section 333.

3. We also certify that a levy of 0.000 Mills over and above the number of mills allocated by the County Excise Board will be reasonably necessary for the proper conduct of the affairs of said school district during the fiscal year 2018-2019.

4. We also certify that, after due and legal notice of an election thereon, an emergency levy of 0.000 Mills, over and above the number of mills provided by Law and allocated by the County Excise Board in addition thereto for school purposes, was authorized at an election held for that purpose on January 00, 1900 by a majority of those voting at said election; the result of said election was:

For the Levy 0;	Against the Levy 0;	Majority 0
-----------------	---------------------	------------

5. We also certify that, after due and legal notice of an election thereon, a local support levy of 10.150 Mills, in addition to the levies hereinbefore provided, was authorized at an election held for that purpose on January 00, 1900 by a majority vote of the electors who had paid ad valorem tax of the immediately preceding year; the result of said election was:

For the Levy 0;	Against the Levy 0;	Majority 0
-----------------	---------------------	------------


6. We also certify that, after due and legal notice of an election thereon, pursuant to Article 10, Section 10, of the Constitution of Oklahoma, an additional levy of 2.000 Mills, was authorized by a majority of the qualified voters of said School District, for the purpose of erecting, remodeling or repairing school buildings, and for purchasing furniture at an election held for that purpose on January 00, 1900, the result whereof was:

For the Levy 0;

Against the Levy 0;


Majority 0

  
Clerk of Board of Education

  
President of Board of Education

  
Treasurer of Board of Education

Subscribed and sworn to before me this 12 day of September 2018.

  
Notary Public

6-7-22  
My Commission Expires



Affidavit of Publication

State of Oklahoma, County of Kingfisher

I, Chase Farrar, the undersigned duly qualified and acting Clerk of the Board of Education of Chisholm Trail Technology Center, School District No. V 26, County and State aforesaid, being first duly sworn according to law, hereby depose and say:

1. That I complied with 68 O. S. 2001 Section 3002, (both independent and dependent) by having the within Financial Statement and Estimate of Needs which was prepared at the time and in the manner provided by law, published as required by law, in a legally-qualified newspaper of general circulation in the district, there being no legally-qualified newspaper published in the school district, as evidenced by a copy of such published statement and estimate together with proof of publication thereof attached hereto marked Exhibit No. 1 and made a part hereof (strike inapplicable phrases).

2. That I complied with currently effective statutes, by having the Notice of Emergency Levy Election and the call for such Election on the date hereinbefore certified by the Governing Board, the Itemized Statements and the Itemized Estimate of the amount necessary for the ensuing fiscal year requiring such emergency levy for the current expense purposes as prepared by the Board of Education duly published or posted, as the case may be, in full compliance with law for this class of school district, and as provided by law duly made public in the manner and at the time provided by law, for this class of district and in all respects according to law, in relation to said election on such emergency levy as hereinbefore certified by said Governing Board.

3. That I complied with the statute by having published or posted (if required for this class of district) the notice of local support levy election, and the call for such election on the date hereinbefore certified by the Board of Education. That the Estimate of Needs as prepared by the Board of Education required such local support levy in addition to other tax levies, to fully meet the current expense purposes of the school district for the ensuing year.

4. That in conformity to resolution by said Board of Education, I caused Notice of Building Fund Levy Election under the provisions of Article 10, Section 10, Oklahoma Constitution, and the Call of such Election on the date hereinbefore certified by the Governing Board, together with Itemized Statements and an Estimate of the amount necessary for the ensuing fiscal year requiring such levy for the purpose of erecting, remodeling or repairing school buildings, and for purchasing school furniture, in said District, published or posted to contain such Notice and Call, fixing the number of voting places and particularly describing each and every such place or places, and fixing the day on which such election should be had after the expiration of such notice, duly published or posted as is required by law for this class of district.

[Signature]  
Clerk, Board of Education

Subscribed and sworn to before me this 12 day of September 2018.

[Signature]  
Notary Public

6-7-22  
My Commission Expires

[Signature]  
Secretary and Clerk of Excise Board



Kingfisher County, Oklahoma

# PROOF OF PUBLICATION

## Case/Cause CD No.

Michael Swisher or Barry Reid, of lawful age, being duly sworn upon oath, deposes and says that he is the Editor/Publisher of The Kingfisher Times and Free Press, P.O. Box 209, Kingfisher, Oklahoma, 73750, a weekly publication that is a "legal newspaper" as that phrase is defined in 25 O.S. § 106 for the City of Kingfisher, for the County of Kingfisher, in the State of Oklahoma, and that the attachment hereto contains a true and correct copy of the notice published in said legal newspaper for 1 consecutive week(s) on the below listed date(s):

### INSERTION DATE(S):

October 7, 2018

### PUBLICATION FEE: \$166.95

(This Affidavit Also Serves as Your Statement)

Michael Swisher, Editor/Barry Reid, Publisher

State of Oklahoma )  
County of Kingfisher ) ss.

Signed and sworn to before me this 8th day of October 2018 by Michael Swisher, Editor/Barry Reid, Publisher

Notary Public

NOTARY PUBLIC State of OK  
L ODELL  
Comm. # 18000292  
Expires 01-10-2022

STATEMENT OF FINANCIAL CONDITION AS OF JUNE 30, 2018	GENERAL FUND DETAIL	BUILDING FUND DETAIL	CO-OP FUND DETAIL	NUTRITION FUND DETAIL
<b>ASSETS:</b>				
Cash Balance June 30, 2018	\$ 2,165,904.10	\$ 727,454.68	\$ 0.00	\$ 0.00
Investments	\$ 749,000.00	\$ 249,000.00	\$ 0.00	\$ 0.00
<b>TOTAL ASSETS</b>	<b>\$ 2,914,904.10</b>	<b>\$ 976,454.68</b>	<b>\$ 0.00</b>	<b>\$ 0.00</b>
<b>LIABILITIES AND RESERVES:</b>				
Warrants Outstanding	\$ 202,523.67	\$ 115,327.79	\$ 0.00	\$ 0.00
Reserve for Interest on Warrants	\$ 0.00	\$ 0.00	\$ 0.00	\$ 0.00
Reserves From Schedule 8	\$ 253,726.27	\$ 393,218.86	\$ 0.00	\$ 0.00
<b>TOTAL LIABILITIES AND RESERVES</b>	<b>\$ 456,249.94</b>	<b>\$ 508,546.65</b>	<b>\$ 0.00</b>	<b>\$ 0.00</b>
<b>CASH FUND BALANCE (Deficit) JUNE 30, 2018</b>	<b>\$ 2,458,654.16</b>	<b>\$ 467,908.03</b>	<b>\$ 0.00</b>	<b>\$ 0.00</b>

ESTIMATED NEEDS FOR FISCAL YEAR ENDING JUNE 30, 2019		SINKING FUND BALANCE SHEET	
GENERAL FUND			
Current Expense	\$ 6,535,471.71	1. Cash Balance on Hand June 30, 2018	\$ 0.00
Reserve for Int. on Warrants & Revaluation	\$ 0.00	2. Legal Investments Properly Maturing	\$ 0.00
Total Required	\$ 6,535,471.71	3. Judgments Paid To Recover By Tax Levy	\$ 0.00
<b>FINANCED:</b>		4. Total Liquid Assets	\$ 0.00
Cash Fund Balance	\$ 2,458,654.16	Deduct Matured Indebtedness:	
Estimated Miscellaneous Revenue	\$ 1,458,350.00	5. a. Past-Due Coupons	\$ 0.00
Total Deductions	\$ 3,917,004.16	6. b. Interest Accrued Thereon	\$ 0.00
Balance to Raise from Ad Valorem Tax	\$ 2,618,467.55	7. c. Past-Due Bonds	\$ 0.00
<b>ESTIMATED MISCELLANEOUS REVENUE:</b>		8. d. Interest Thereon after Last Coupon	\$ 0.00
1000 District Sources of Revenue	\$ 145,000.00	9. e. Fiscal Agency Commissions on Above	\$ 0.00
2000 Intermediate Sources of Revenue	\$ 0.00	10. f. Judgements and Int. Levied for/Unpaid	\$ 0.00
3100 Dedicated Revenue	\$ 5,000.00	11. Total Items a. Through f	\$ 0.00
3200 State Aid - General Operations	\$ 0.00	12. Balance of Assets Subject to Accrual	\$ 0.00
3300 State Aid - Competitive Grants	\$ 0.00	Deduct Accrual Reserve if Assets Sufficient:	
3400 State - Categorical	\$ 11,925.00	13. g. Earned Unmatured Interest	\$ 0.00
3500 Special Programs	\$ 0.00	14. h. Accrual on Final Coupons	\$ 0.00
3600 Other State Sources of Revenue	\$ 0.00	15. i. Accrual on Unmatured Bonds	\$ 0.00
3700 Child Nutrition Program	\$ 0.00	16. Total Items g. Through i	\$ 0.00
3800 State Vocational Programs	\$ 1,168,342.00	17. Excess of Assets Over Accrual Reserves ** (Page 2)	\$ 0.00
4100 Capital Outlay	\$ 0.00	<b>SINKING FUND REQUIREMENTS FOR 2018-2019</b>	
4200 Disadvantaged Students	\$ 0.00	1. Interest Earnings on Bonds	\$ 0.00
4300 Individuals With Disabilities	\$ 0.00	2. Accrual on Unmatured Bonds	\$ 0.00
4400 Minority	\$ 0.00	3. Annual Accrual on "Prepaid" Judgements	\$ 0.00
4500 Operations	\$ 0.00	4. Annual Accrual on Unpaid Judgements	\$ 0.00
4600 Other Federal Sources of Revenue	\$ 0.00	5. Interest on Unpaid Judgements	\$ 0.00
4700 Child Nutrition Programs	\$ 0.00	6. Credit to School Dist. No. & No.	\$ 0.00
4800 Federal Vocational Education	\$ 0.00	7. Credit to School Dist. No. & No.	\$ 0.00
4810 Series	\$ 0.00	8. Annual Accrual from Exhibit KK	\$ 0.00
4820 Carl D. Perkins Vocational & Technical	\$ 16,083.00		
4830 Industry Training	\$ 0.00		
4840 Adult Training	\$ 0.00		
4850 Job Training Partnership Act	\$ 65,000.00		
4860 Other Federal Vocational Aid	\$ 45,000.00		
4870 Series	\$ 0.00		
4890 Capital Outlay	\$ 0.00		
5000 Non-Revenue Receipts	\$ 0.00		
Total Estimated Revenue	\$ 1,458,350.00	Total Sinking Fund Requirements	\$ 0.00
		Deduct:	
		1. Excess of Assets over Liabilities (if not a deficit)	\$ 0.00
		2. Surplus Building Fund Cash	\$ 0.00
		3. Contributions From Other Districts	\$ 0.00
		Balance To Raise	\$ 0.00

** If line 13 is less than line 16 after omitting "h" deduct the following each in turn from line 4, "Total liquid Assets".	SINKING FUND
13d. j. Unmatured Coupons Due Before 4-1-2019	\$ 0.00
14d. k. Unmatured Bonds So Due	\$ 0.00
15d. l. Whatever Remains is for Exhibit KK Line E.	\$ 0.00
16d. Deficit as Shown on Sinking Fund Balance Sheet.	\$ 0.00
17a. Less Cash Requirements for Current Fiscal Year in Excess of Cash on Hand (From Line 15d Above).	\$ 0.00
18d. Remaining Deficit is for Exhibit KK Line F.	\$ 0.00

BUILDING FUND	CO-OP FUND
Current Expense	\$ 0.00
Reserve for Int. on Warrants & Revaluation	\$ 0.00
Total Required	\$ 0.00
<b>FINANCED:</b>	<b>FINANCED:</b>
Cash Fund Balance	\$ 467,908.03
Estimated Miscellaneous Revenue	\$ 0.00
Total Deductions	\$ 467,908.03
Balance to Raise from Ad Valorem Tax	\$ (467,908.03)
	Balance
	\$ 0.00

CHILD NUTRITION PROGRAMS FUND	
Current Expense	\$ 0.00
Reserve for Int. on Warrants & Revaluation	\$ 0.00
Total Required	\$ 0.00
<b>FINANCED:</b>	
Cash Fund Balance	\$ 0.00
Estimated Miscellaneous Revenue	\$ 0.00
Total Deductions	\$ 0.00
Balance	\$ 0.00

### CERTIFICATE - GOVERNING BOARD

STATE OF OKLAHOMA, COUNTY OF KINGFISHER, ss:  
We, the undersigned duly elected, qualified and acting officers of the Board of Education of Chisholm Trail Technology Center, School District No. V 26, of said County and State, do hereby certify that at a meeting of the Governing Body of the said District begun at the time provided by law for districts of this class and pursuant to the provisions of 83 O.S. 2001 Section 3003, the foregoing statement was prepared and is a true and correct condition of the Financial Affairs of said District as reflected by the records of the District Clerk and Treasurer. We further certify that the foregoing estimate for current expenses for the fiscal year beginning July 1, 2018, and ending June 30, 2019, as shown are reasonably necessary for the proper conduct of the affairs of the said District, that the Estimated Income to be derived from sources other than ad valorem taxation does not exceed the lawfully authorized ratio of the revenue derived from the same sources during the preceding year.

President of Board of Education

Subscribed and sworn to before me this 12 day of September, 2018

Notary Public

Required to be Published if a legally-qualified newspaper is printed in the district. If no legally-qualified newspaper is published in the district, then publish in a legally-qualified newspaper of general circulation in the district.  
S.A. & I. Form 2661R06 Entirely: Chisholm Trail Technology Center V 26, Kingfisher

NOTARY PUBLIC State of OK  
JUDY SCHAFFLER  
Comm. # 10004567  
Expires 6-7-22

Honorable Board of Education  
Chisholm Trail Technology Center  
District No. V 26, Kingfisher County

We have compiled the 2017-2018 financial statements and 2018-2019 Estimate of Needs (S.A.&I. Form 2661R06) and Publication Sheet (S.A.&I. Form 2662R06) included in the accompanying prescribed form in accordance with Statements on Standards for Accounting and Review Services issued by the American Institute of Certified Public Accountants. The financial statements and schedules have been prepared on a prescribed basis of accounting that demonstrates compliance with the cash basis and the budget laws of the State of Oklahoma which is a basis of accounting other than generally accepted accounting principles.

Our compilation was limited to presenting, in the form prescribed by the State Auditor and Inspector of Oklahoma, information that is the representation of management. We have not audited or reviewed the accompanying financial statements and schedules referred to above and, accordingly, do not express an opinion or any other form of assurance on them.

These financial statements and schedules are presented in accordance with the requirements of the State of Oklahoma are not intended to be a presentation in conformity with generally accepted accounting principles. This report is intended solely for the information and use of the Department of Education, the School District and for filing with the State Auditor and Inspector of Oklahoma and should not be used for any other purpose. Management has elected to omit substantially all of the disclosures required by generally accepted accounting principles. If the omitted disclosures were included in the financial statements and schedules, they might influence the user's conclusions about the financial position and the results of operations. Accordingly, these financial statements and schedules are not designed for those who are not informed about such differences.

*Johnston & Ahlschwede, P.C.*

Johnston & Ahlschwede, PC  
September 10, 2018

GENERAL FUND ACCOUNTS COVERING THE PERIOD JULY 1, 2017 TO JUNE 30, 2018

EXHIBIT "A"

Page 6

Schedule 1, Current Balance Sheet - June 30, 2018	
	Amount
<b>ASSETS:</b>	
Cash Balance June 30, 2018	\$ 2,165,904.10
Investments	\$ 749,000.00
<b>TOTAL ASSETS</b>	<b>\$ 2,914,904.10</b>
<b>LIABILITIES AND RESERVES:</b>	
Warrants Outstanding	\$ 202,523.67
Reserve for Interest on Warrants	\$ 0.00
Reserves From Schedule 8	\$ 253,726.27
<b>TOTAL LIABILITIES AND RESERVES</b>	<b>\$ 456,249.94</b>
<b>CASH FUND BALANCE JUNE 30, 2018</b>	<b>\$ 2,458,654.16</b>
<b>TOTAL LIABILITIES, RESERVES AND CASH FUND BALANCE</b>	<b>\$ 2,914,904.10</b>

Schedule 2, Revenue and Requirements - 2017-2018		
	Detail	Total
<b>REVENUE:</b>		
Cash Balance June 30, 2017	\$ 1,692,526.64	
Cash Fund Balance Transferred From Prior Years	\$ 1,152,188.20	
Current Ad Valorem Tax Apportioned	\$ 2,128,266.72	
Miscellaneous Revenue Apportioned	\$ 1,381,366.38	
<b>TOTAL REVENUE</b>		<b>\$ 6,354,347.94</b>
<b>REQUIREMENTS:</b>		
Claims Paid by Warrants Issued & Transfer Fees Apportioned	\$ 3,641,967.51	
Reserves From Schedule 8	\$ 253,726.27	
Interest Paid on Warrants	\$ 0.00	
Bank Fees and Cash Charges	\$ 0.00	
Reserve for Interest on Warrants	\$ 0.00	
<b>TOTAL REQUIREMENTS</b>		<b>\$ 3,895,693.78</b>
<b>ADD: Cash Fund Balance as Per Balance Sheet 6-30-2018</b>		<b>\$ 2,458,654.16</b>
<b>TOTAL REQUIREMENTS AND CASH FUND BALANCE</b>		<b>\$ 6,354,347.94</b>

Schedule 3, Cash Fund Balance Analysis - June 30, 2018	
	Amount
<b>ADDITIONS:</b>	
Miscellaneous Revenue Collected in Excess of Estimates-Net	\$ 6,869.38
Warrants Estopped, Cancelled or Converted	\$ 735.84
Fiscal Year 2017-18 Lapsed Appropriations	\$ 1,187,441.84
Fiscal Year 2016-17 Lapsed Appropriations	\$ 1,137,447.11
Ad Valorem Tax Collections in Excess of Estimates	\$ 112,154.74
Prior Year Ad Valorem Tax	\$ 14,005.25
<b>TOTAL ADDITIONS</b>	<b>\$ 2,458,654.16</b>
<b>DEDUCTIONS:</b>	
Supplemental Appropriations	\$ 0.00
Current Tax in Process of Collection	\$ 0.00
<b>TOTAL DEDUCTIONS</b>	<b>\$ 0.00</b>
Cash Fund Balance as per Balance Sheet 6-30-2018	\$ 2,458,654.16
<b>Composition of Cash Fund Balance</b>	
Cash	\$ 2,458,654.16
Cash Fund Balance as per Balance Sheet 6-30-2018	\$ 2,458,654.16



GENERAL FUND ACCOUNTS COVERING THE PERIOD JULY 1, 2017 TO JUNE 30, 2018

EXHIBIT "A"

Page 8

2017-18 ACCOUNT OVER (UNDER)	BASIS AND LIMIT OF ENSUING ESTIMATE	2018-19 ACCOUNT		
		CHARGEABLE INCOME	ESTIMATED BY GOVERNING BOARD	APPROVED BY EXCISE BOARD
\$ (9,601.20)	92.59%	\$ 0.00	\$ 130,000.00	\$ 130,000.00
\$ 44,563.73	30.26%	\$ 0.00	\$ 15,000.00	\$ 15,000.00
\$ 23,970.46	0.00%	\$ 0.00	\$ 0.00	\$ 0.00
\$ 5,513.81	0.00%	\$ 0.00	\$ 0.00	\$ 0.00
\$ 272.94	0.00%	\$ 0.00	\$ 0.00	\$ 0.00
\$ 0.00	0.00%	\$ 0.00	\$ 0.00	\$ 0.00
\$ 0.00	0.00%	\$ 0.00	\$ 0.00	\$ 0.00
\$ 64,719.74		\$ 0.00	\$ 145,000.00	\$ 145,000.00
\$ 0.00	0.00%	\$ 0.00	\$ 0.00	\$ 0.00
\$ 0.00		\$ 0.00	\$ 0.00	\$ 0.00
\$ 58.42	98.85%	\$ 0.00	\$ 5,000.00	\$ 5,000.00
\$ 0.00	0.00%	\$ 0.00	\$ 0.00	\$ 0.00
\$ 0.00	0.00%	\$ 0.00	\$ 0.00	\$ 0.00
\$ 11,669.14	83.54%	\$ 0.00	\$ 13,925.00	\$ 13,925.00
\$ 0.00	0.00%	\$ 0.00	\$ 0.00	\$ 0.00
\$ 3,700.82	0.00%	\$ 0.00	\$ 0.00	\$ 0.00
\$ 0.00	0.00%	\$ 0.00	\$ 0.00	\$ 0.00
\$ (7,934.00)	109.11%	\$ 0.00	\$ 1,109,308.00	\$ 1,109,308.00
\$ 2,422.62	92.46%	\$ 0.00	\$ 27,373.00	\$ 27,373.00
\$ 699.16	53.86%	\$ 0.00	\$ 2,561.00	\$ 2,561.00
\$ 0.00	100.00%	\$ 0.00	\$ 29,100.00	\$ 29,100.00
\$ 0.00	0.00%	\$ 0.00	\$ 0.00	\$ 0.00
\$ 0.00	0.00%	\$ 0.00	\$ 0.00	\$ 0.00
\$ (4,812.22)		\$ 0.00	\$ 1,168,342.00	\$ 1,168,342.00
\$ 10,616.16		\$ 0.00	\$ 1,187,267.00	\$ 1,187,267.00
\$ 183.61	0.00%	\$ 0.00	\$ 0.00	\$ 0.00
\$ 0.00	0.00%	\$ 0.00	\$ 0.00	\$ 0.00
\$ 0.00	0.00%	\$ 0.00	\$ 0.00	\$ 0.00
\$ 0.00	0.00%	\$ 0.00	\$ 0.00	\$ 0.00
\$ 0.00	0.00%	\$ 0.00	\$ 0.00	\$ 0.00
\$ (40,386.00)	0.00%	\$ 0.00	\$ 0.00	\$ 0.00
\$ 0.00	0.00%	\$ 0.00	\$ 0.00	\$ 0.00
\$ 0.00	0.00%	\$ 0.00	\$ 0.00	\$ 0.00
\$ (506.85)	86.33%	\$ 0.00	\$ 16,083.00	\$ 16,083.00
\$ 0.00	0.00%	\$ 0.00	\$ 0.00	\$ 0.00
\$ 0.00	0.00%	\$ 0.00	\$ 0.00	\$ 0.00
\$ (28,268.11)	176.96%	\$ 0.00	\$ 65,000.00	\$ 65,000.00
\$ 0.00	0.00%	\$ 0.00	\$ 45,000.00	\$ 45,000.00
\$ 25.00	0.00%	\$ 0.00	\$ 0.00	\$ 0.00
\$ 0.00	0.00%	\$ 0.00	\$ 0.00	\$ 0.00
\$ (28,749.96)		\$ 0.00	\$ 126,083.00	\$ 126,083.00
\$ (68,952.35)		\$ 0.00	\$ 126,083.00	\$ 126,083.00
\$ 485.83	0.00%	\$ 0.00	\$ 0.00	
\$ 6,869.38		\$ 0.00	\$ 1,458,350.00	\$ 1,458,350.00

S.A. & I. Form 2661R06 Entity: Chisholm Trail Technology Center V 26, Kingfisher

10-Sep-2018

Schedule 4, Miscellaneous Revenue		
SOURCE	2017-18 ACCOUNT	
	AMOUNT ESTIMATED	ACTUALLY COLLECTED
<b>1000 DISTRICT SOURCES OF REVENUE:</b>		
1200 Tuition & Fees	\$ 150,000.00	\$ 140,398.80
1300 Earnings on Investments and Bond Sales	\$ 5,000.00	\$ 49,563.73
1400 Rental, Disposals and Commissions	\$ 0.00	\$ 23,970.46
1500 Reimbursements	\$ 0.00	\$ 5,513.81
1600 Other Local Sources of Revenue	\$ 0.00	\$ 272.94
1700 Child Nutrition Programs	\$ 0.00	
1800 Athletics	\$ 0.00	\$ 0.00
<b>TOTAL</b>	<b>\$ 155,000.00</b>	<b>\$ 219,719.74</b>
<b>2000 INTERMEDIATE SOURCES OF REVENUE:</b>		
<b>TOTAL</b>	<b>\$ 0.00</b>	<b>\$ 0.00</b>
<b>3000 STATE SOURCES OF REVENUE:</b>		
3100 Total Dedicated Revenue	\$ 5,000.00	\$ 5,058.42
3200 Total State Aid - General Operations - Non-Categorical	\$ 0.00	\$ 0.00
3300 State Aid - Competitive Grants - Categorical	\$ 0.00	\$ 0.00
3400 State - Categorical	\$ 5,000.00	\$ 16,669.14
3500 Special Programs	\$ 0.00	\$ 0.00
3600 Other State Sources of Revenue	\$ 0.00	\$ 3,700.82
3800 State Vocational Programs	\$ 0.00	\$ 0.00
3810 Series	\$ 1,024,636.00	\$ 1,016,702.00
3830 Industry Training	\$ 27,183.00	\$ 29,605.62
3840 Adult Training	\$ 4,056.00	\$ 4,755.16
3852 TANF Formula Operations	\$ 29,100.00	\$ 29,100.00
3864 Teacher/Mentor Staff	\$ 0.00	\$ 0.00
3890 Lottery	\$ 0.00	\$ 0.00
3800 Total State Vocational Programs - Multi-Source	\$ 1,084,975.00	\$ 1,080,162.78
<b>TOTAL</b>	<b>\$ 1,094,975.00</b>	<b>\$ 1,105,591.16</b>
<b>4000 FEDERAL SOURCES OF REVENUE:</b>		
4100 Capital Outlay	\$ 0.00	\$ 183.61
4200 Disadvantaged Students	\$ 0.00	\$ 0.00
4300 Individuals With Disabilities	\$ 0.00	\$ 0.00
4400 Minority	\$ 0.00	\$ 0.00
4500 Operations	\$ 0.00	\$ 0.00
4600 Other Federal Sources of Revenue	\$ 40,386.00	\$ 0.00
4800	\$ 0.00	\$ 0.00
4810 Series	\$ 0.00	\$ 0.00
4820 Carl D. Perkins Vocational & Applied Technology Ed. Act	\$ 19,136.00	\$ 18,629.15
4830 Industry Training	\$ 0.00	\$ 0.00
4840 Adult Training	\$ 0.00	\$ 0.00
4850 Job Training Partnership Act	\$ 65,000.00	\$ 36,731.89
4860 Other Federal Vocational Aid	\$ 0.00	\$ 0.00
4870 Series	\$ 0.00	\$ 25.00
4890 Capital Outlay	\$ 0.00	\$ 0.00
4800 Total Federal Vocational Education	\$ 84,136.00	\$ 55,386.04
<b>TOTAL</b>	<b>\$ 124,522.00</b>	<b>\$ 55,569.65</b>
<b>5000 NON-REVENUE RECEIPTS:</b>		
5100 Return of Assets	\$ 0.00	\$ 485.83
<b>GRAND TOTAL</b>	<b>\$ 1,374,497.00</b>	<b>\$ 1,381,366.38</b>

GENERAL FUND ACCOUNTS COVERING THE PERIOD JULY 1, 2017 TO JUNE 30, 2018

EXHIBIT "A"

Page 10

Schedule 5, (Continued)						
2016-17	2015-16	2014-15	2013-14	2012-13	2011-12	TOTAL
\$ 3,100,898.27	\$ 0.00	\$ 0.00	\$ 0.00	\$ 0.00	\$ 0.00	\$ 3,100,898.27
\$ 1,692,526.64	\$ 0.00	\$ 0.00	\$ 0.00	\$ 0.00	\$ 0.00	\$ 1,692,526.64
\$ 0.00	\$ 0.00	\$ 0.00	\$ 0.00	\$ 0.00	\$ 0.00	\$ 1,692,526.64
\$ 1,408,371.63	\$ 0.00	\$ 0.00	\$ 0.00	\$ 0.00	\$ 0.00	\$ 3,100,898.27
\$ 14,005.25	\$ 0.00	\$ 0.00	\$ 0.00	\$ 0.00	\$ 0.00	\$ 2,142,271.97
\$ 0.00	\$ 0.00	\$ 0.00	\$ 0.00	\$ 0.00	\$ 0.00	\$ 1,381,366.38
\$ 0.00	\$ 0.00	\$ 0.00	\$ 0.00	\$ 0.00	\$ 0.00	\$ 1,152,188.20
\$ 0.00	\$ 0.00	\$ 0.00	\$ 0.00	\$ 0.00	\$ 0.00	\$ 0.00
\$ 14,005.25	\$ 0.00	\$ 0.00	\$ 0.00	\$ 0.00	\$ 0.00	\$ 4,675,826.55
\$ 1,422,376.88	\$ 0.00	\$ 0.00	\$ 0.00	\$ 0.00	\$ 0.00	\$ 7,776,724.82
\$ 270,188.68	\$ 0.00	\$ 0.00	\$ 0.00	\$ 0.00	\$ 0.00	\$ 3,709,632.52
\$ 0.00	\$ 0.00	\$ 0.00	\$ 0.00	\$ 0.00	\$ 0.00	\$ 0.00
\$ 0.00	\$ 0.00	\$ 0.00	\$ 0.00	\$ 0.00	\$ 0.00	\$ 0.00
\$ 270,188.68	\$ 0.00	\$ 0.00	\$ 0.00	\$ 0.00	\$ 0.00	\$ 3,709,632.52
\$ 1,152,188.20	\$ 0.00	\$ 0.00	\$ 0.00	\$ 0.00	\$ 0.00	\$ 4,067,092.30
\$ 0.00	\$ 0.00	\$ 0.00	\$ 0.00	\$ 0.00	\$ 0.00	\$ 202,523.67
\$ 0.00	\$ 0.00	\$ 0.00	\$ 0.00	\$ 0.00	\$ 0.00	\$ 0.00
\$ 0.00	\$ 0.00	\$ 0.00	\$ 0.00	\$ 0.00	\$ 0.00	\$ 253,726.27
\$ 0.00	\$ 0.00	\$ 0.00	\$ 0.00	\$ 0.00	\$ 0.00	\$ 456,249.94
\$ 0.00	\$ 0.00	\$ 0.00	\$ 0.00	\$ 0.00	\$ 0.00	\$ 0.00
\$ 1,152,188.20	\$ 0.00	\$ 0.00	\$ 0.00	\$ 0.00	\$ 0.00	\$ 3,610,842.36

Schedule 6, (Continued)						
2016-17	2015-16	2014-15	2013-14	2012-13	2011-12	TOTAL
\$ 50,221.92	\$ 0.00	\$ 0.00	\$ 0.00	\$ 0.00	\$ 0.00	\$ 50,221.92
\$ 220,702.60	\$ 0.00	\$ 0.00	\$ 0.00	\$ 0.00	\$ 0.00	\$ 3,862,670.11
\$ 270,924.52	\$ 0.00	\$ 0.00	\$ 0.00	\$ 0.00	\$ 0.00	\$ 3,912,892.03
\$ 270,188.68	\$ 0.00	\$ 0.00	\$ 0.00	\$ 0.00	\$ 0.00	\$ 3,709,632.52
\$ 0.00	\$ 0.00	\$ 0.00	\$ 0.00	\$ 0.00	\$ 0.00	\$ 0.00
\$ 735.84	\$ 0.00	\$ 0.00	\$ 0.00	\$ 0.00	\$ 0.00	\$ 735.84
\$ 0.00	\$ 0.00	\$ 0.00	\$ 0.00	\$ 0.00	\$ 0.00	\$ 0.00
\$ 270,924.52	\$ 0.00	\$ 0.00	\$ 0.00	\$ 0.00	\$ 0.00	\$ 3,710,368.36
\$ 0.00	\$ 0.00	\$ 0.00	\$ 0.00	\$ 0.00	\$ 0.00	\$ 202,523.67

Schedule 9, General Fund Investments						
INVESTED IN	Investments On Hand June 30, 2017	Since Purchased	Liquidations		Barred by Court Order	Investments On Hand June 30, 2018
			By Collection Of Cost	Amortized Premium		
CD's	\$ 749,000.00	\$ 0.00	\$ 0.00	\$ 0.00	\$ 0.00	\$ 749,000.00
						\$ 0.00
						\$ 0.00
						\$ 0.00
						\$ 0.00
						\$ 0.00
						\$ 0.00
						\$ 0.00
						\$ 0.00
						\$ 0.00
<b>TOTAL INVEST.</b>	<b>\$ 749,000.00</b>					<b>\$ 749,000.00</b>

GENERAL FUND ACCOUNTS COVERING THE PERIOD JULY 1, 2017 TO JUNE 30, 2018

EXHIBIT "A"

Page 9

Schedule 5. Expenditures General Fund Cash Accounts of Current and all Prior Years	
CURRENT AND ALL PRIOR YEARS	2017-18
Cash Balance Reported to Excise Board 6-30-2017	\$ 0.00
Cash Fund Balance Transferred Out	
Cash Fund Balance Transferred In	\$ 1,692,526.64
Adjusted Cash Balance	\$ 1,692,526.64
Ad Valorem Tax Apportioned To Year In Caption	\$ 2,128,266.72
Miscellaneous Revenue (Schedule 4)	\$ 1,381,366.38
Cash Fund Balance Forward From Preceding Year	\$ 1,152,188.20
Prior Expenditures Recovered	\$ 0.00
<b>TOTAL RECEIPTS</b>	<b>\$ 4,661,821.30</b>
<b>TOTAL RECEIPTS AND BALANCE</b>	<b>\$ 6,354,347.94</b>
Warrants Paid of Year in Caption	\$ 3,439,443.84
Interest Paid Thereon	\$ 0.00
Bank Fees and Cash Charges	\$ 0.00
<b>TOTAL DISBURSEMENTS</b>	<b>\$ 3,439,443.84</b>
<b>CASH BALANCE JUNE 30, 2018</b>	<b>\$ 2,914,904.10</b>
Reserve for Warrants Outstanding	\$ 202,523.67
Reserve for Interest on Warrants	\$ 0.00
Reserves From Schedule 8	\$ 253,726.27
<b>TOTAL LIABILITIES AND RESERVE</b>	<b>\$ 456,249.94</b>
DEFICIT:	\$ 0.00
<b>CASH FUND BALANCE FORWARD TO SUCCEEDING YEAR</b>	<b>\$ 2,458,654.16</b>

Schedule 6. General Fund Warrant Account of Current and All Prior Years	
CURRENT AND ALL PRIOR YEARS	2017-18
Warrants Outstanding 6-30 of Year in Caption	
Warrants Registered During Year	\$ 3,641,967.51
<b>TOTAL</b>	<b>\$ 3,641,967.51</b>
Warrants Paid During Year	\$ 3,439,443.84
Warrants Converted to Bonds or Judgments	\$ 0.00
Warrants Cancelled	\$ 0.00
Warrants estopped by Statute	\$ 0.00
<b>TOTAL WARRANTS RETIRED</b>	<b>\$ 3,439,443.84</b>
<b>BALANCE WARRANTS OUTSTANDING JUNE 30, 2018</b>	<b>\$ 202,523.67</b>

Schedule 7. 2017 Ad Valorem Tax Account			
2017 Net Valuation Certified To County Excise Board	\$	10.264 Mills	Amount
Total Proceeds of Levy as Certified			\$ 2,217,723.18
Additions:			\$ 0.00
Deductions:			\$ 0.00
Gross Balance Tax			\$ 2,217,723.18
Less Reserve for Delinquent Tax			\$ 201,611.20
Reserve for Protests Pending			\$ 0.00
Balance Available Tax			\$ 2,016,111.98
Deduct 2017 Tax Apportioned			\$ 2,128,266.72
Net Balance 2017 Tax in Process of Collection			\$ 0.00
Excess Collections			\$ 112,154.74

GENERAL FUND ACCOUNTS COVERING THE PERIOD JULY 1, 2017 TO JUNE 30, 2018

EXHIBIT "A"

Page 11

Schedule 8, Report of Prior Year Expenditures

APPROPRIATED ACCOUNTS	FISCAL YEAR ENDING JUNE 30, 2017			APPROPRIATIONS ORIGINAL
	RESERVES 06-30-2017	WARRANTS SINCE ISSUED	BALANCE LAPSED APPROPRIATIONS	
1000 INSTRUCTION	\$ 52,951.01	\$ 38,824.25	\$ 14,126.76	\$ 1,042,512.43
2000 SUPPORT SERVICES:				
2100 Support Services - Students	\$ 0.00	\$ 0.00	\$ 0.00	\$ 50,640.84
2200 Support Services - Instructional Staff	\$ 194.08	\$ 47.00	\$ 147.08	\$ 339,573.51
2300 Support Services - General Administration	\$ 177.00	\$ 0.00	\$ 177.00	\$ 249,961.96
2400 Support Services - School Administration	\$ 0.00	\$ 0.00	\$ 0.00	\$ 373,903.05
2500 Support Services - Business	\$ 12,617.63	\$ 3,456.20	\$ 9,161.43	\$ 482,099.84
2600 Operations And Maintenance of Plant Services	\$ 38,622.84	\$ 27,477.08	\$ 11,145.76	\$ 466,622.30
2700 Student Transportation Services	\$ 2,609.48	\$ 0.00	\$ 2,609.48	\$ 47,968.78
2800 Support Services - Central	\$ 0.00	\$ 0.00	\$ 0.00	\$ 0.00
2900 Other Support Services	\$ 0.00	\$ 0.00	\$ 0.00	\$ 0.00
TOTAL	\$ 54,221.03	\$ 30,980.28	\$ 23,240.75	\$ 2,010,770.28
3000 OPERATION OF NON-INSTRUCTION SERVICES:				
3100 Child Nutrition Programs Operations	\$ 0.00	\$ 0.00	\$ 0.00	\$ 0.00
3200 Other Enterprise Service Operations	\$ 30,140.04	\$ 22,852.10	\$ 7,287.94	\$ 51,554.16
3300 Community Services Operations	\$ 0.00	\$ 0.00	\$ 0.00	\$ 0.00
TOTAL	\$ 30,140.04	\$ 22,852.10	\$ 7,287.94	\$ 51,554.16
4000 FACILITIES ACQUISITION & CONSTRUCTION SERVICES:				
4100 Supv. of Facilities Acquisition and Construction	\$ 0.00	\$ 0.00	\$ 0.00	\$ 0.00
4200 Site Acquisition Services	\$ 0.00	\$ 0.00	\$ 0.00	\$ 0.00
4300 Site Improvement Services	\$ 0.00	\$ 0.00	\$ 0.00	\$ 0.00
4400 Architecture and Engineering Services	\$ 0.00	\$ 0.00	\$ 0.00	\$ 0.00
4500 Educational Specifications Development Services	\$ 0.00	\$ 0.00	\$ 0.00	\$ 0.00
4600 Building Acquisition and Construction Services	\$ 1,204,825.00	\$ 122,554.90	\$ 1,082,270.10	\$ 1,033,770.10
4700 Building Improvement Services	\$ 11,161.63	\$ 5,491.07	\$ 5,670.56	\$ 8,000.00
4900 Other Facilities Acquisition and Const. Services	\$ 0.00	\$ 0.00	\$ 0.00	\$ 0.00
TOTAL	\$ 1,215,986.63	\$ 128,045.97	\$ 1,087,940.66	\$ 1,041,770.10
5000 OTHER OUTLAYS:				
5100 Debt Service	\$ 0.00	\$ 0.00	\$ 0.00	\$ 0.00
5200 Reimbursement (Child Nutrition Fund)	\$ 0.00	\$ 0.00	\$ 0.00	\$ 1,500.00
5300 Clearing Account	\$ 4,701.00	\$ 0.00	\$ 4,701.00	\$ 8,759.00
5400 Indirect Cost Entitlement	\$ 0.00	\$ 0.00	\$ 0.00	\$ 0.00
5500 Private Nonprofit Schools	\$ 0.00	\$ 0.00	\$ 0.00	\$ 0.00
5600 Correcting Entry	\$ 0.00	\$ 0.00	\$ 0.00	\$ 3,823.93
TOTAL	\$ 4,701.00	\$ 0.00	\$ 4,701.00	\$ 14,082.93
7000 OTHER USES	\$ 150.00	\$ 0.00	\$ 150.00	\$ 921,245.72
8000 REPAYMENTS	\$ 0.00	\$ 0.00	\$ 0.00	\$ 1,200.00
TOTAL GENERAL FUND	\$ 1,358,149.71	\$ 220,702.60	\$ 1,137,447.11	\$ 5,083,135.62
Bank Fees and Cash Charges	\$ 0.00	\$ 0.00	\$ 0.00	\$ 0.00
Provision for Interest on Warrants	\$ 0.00	\$ 0.00	\$ 0.00	\$ 0.00
GRAND TOTAL	\$ 1,358,149.71	\$ 220,702.60	\$ 1,137,447.11	\$ 5,083,135.62

ESTIMATE OF NEEDS FOR THE FISCAL YEAR 2018-2019
PURPOSE:
Current Expense
Interest
Pro rata share of County Assessor's Budget as determined by County Excise Board
GRAND TOTAL - Home School

S.A. & I. Form 2661R06 Entity: Chisholm Trail Technology Center V 26, Kingfisher

10-Sep-2018

FISCAL YEAR ENDING JUNE 30, 2018						FISCAL YEAR
APPROPRIATIONS			WARRANTS ISSUED	RESERVES	LAPSED BALANCE KNOWN TO BE UNENCUMBERED	2017-2018 EXPENDITURES FOR CURRENT EXPENSE PURPOSES
SUPPLEMENTAL ADJUSTMENTS		NET AMOUNT				
ADDED	CANCELLED					
\$ 0.00	\$ 0.00	\$ 1,042,512.43	\$ 921,529.81	\$ 61,788.84	\$ 59,193.78	\$ 983,318.65
\$ 0.00	\$ 0.00	\$ 50,640.84	\$ 42,273.97	\$ 0.00	\$ 8,366.87	\$ 42,273.97
\$ 0.00	\$ 0.00	\$ 339,573.51	\$ 334,860.32	\$ 2,813.00	\$ 1,900.19	\$ 337,673.32
\$ 0.00	\$ 0.00	\$ 249,961.96	\$ 235,283.60	\$ 619.77	\$ 14,058.59	\$ 235,903.37
\$ 0.00	\$ 0.00	\$ 373,903.05	\$ 359,933.32	\$ 550.00	\$ 13,419.73	\$ 360,483.32
\$ 0.00	\$ 0.00	\$ 482,099.84	\$ 359,191.47	\$ 35,534.83	\$ 87,373.54	\$ 394,726.30
\$ 0.00	\$ 0.00	\$ 466,622.30	\$ 331,075.49	\$ 92,231.88	\$ 43,314.93	\$ 423,307.37
\$ 0.00	\$ 0.00	\$ 47,968.78	\$ 35,304.04	\$ 3,169.10	\$ 9,495.64	\$ 38,473.14
\$ 0.00	\$ 0.00	\$ 0.00	\$ 0.00	\$ 0.00	\$ 0.00	\$ 0.00
\$ 0.00	\$ 0.00	\$ 0.00	\$ 0.00	\$ 0.00	\$ 0.00	\$ 0.00
\$ 0.00	\$ 0.00	\$ 2,010,770.28	\$ 1,697,922.21	\$ 134,918.58	\$ 177,929.49	\$ 1,832,840.79
\$ 0.00	\$ 0.00	\$ 0.00	\$ 0.00	\$ 0.00	\$ 0.00	\$ 0.00
\$ 0.00	\$ 0.00	\$ 51,554.16	\$ 10,766.54	\$ 26,615.00	\$ 14,172.62	\$ 37,381.54
\$ 0.00	\$ 0.00	\$ 0.00	\$ 0.00	\$ 0.00	\$ 0.00	\$ 0.00
\$ 0.00	\$ 0.00	\$ 51,554.16	\$ 10,766.54	\$ 26,615.00	\$ 14,172.62	\$ 37,381.54
\$ 0.00	\$ 0.00	\$ 0.00	\$ 0.00	\$ 0.00	\$ 0.00	\$ 0.00
\$ 0.00	\$ 0.00	\$ 0.00	\$ 0.00	\$ 0.00	\$ 0.00	\$ 0.00
\$ 0.00	\$ 0.00	\$ 0.00	\$ 0.00	\$ 0.00	\$ 0.00	\$ 0.00
\$ 0.00	\$ 0.00	\$ 0.00	\$ 0.00	\$ 0.00	\$ 0.00	\$ 0.00
\$ 0.00	\$ 0.00	\$ 1,033,770.10	\$ 1,001,366.25	\$ 30,403.85	\$ 2,000.00	\$ 1,031,770.10
\$ 0.00	\$ 0.00	\$ 8,000.00	\$ 73.20	\$ 0.00	\$ 7,926.80	\$ 73.20
\$ 0.00	\$ 0.00	\$ 0.00	\$ 0.00	\$ 0.00	\$ 0.00	\$ 0.00
\$ 0.00	\$ 0.00	\$ 1,041,770.10	\$ 1,001,439.45	\$ 30,403.85	\$ 9,926.80	\$ 1,031,843.30
\$ 0.00	\$ 0.00	\$ 0.00	\$ 0.00	\$ 0.00	\$ 0.00	\$ 0.00
\$ 0.00	\$ 0.00	\$ 1,500.00	\$ 200.00	\$ 0.00	\$ 1,300.00	\$ 200.00
\$ 0.00	\$ 0.00	\$ 8,759.00	\$ 8,759.00	\$ 0.00	\$ 0.00	\$ 8,759.00
\$ 0.00	\$ 0.00	\$ 0.00	\$ 0.00	\$ 0.00	\$ 0.00	\$ 0.00
\$ 0.00	\$ 0.00	\$ 0.00	\$ 0.00	\$ 0.00	\$ 0.00	\$ 0.00
\$ 0.00	\$ 0.00	\$ 3,823.93	\$ 24.00	\$ 0.00	\$ 3,799.93	\$ 24.00
\$ 0.00	\$ 0.00	\$ 14,082.93	\$ 8,983.00	\$ 0.00	\$ 5,099.93	\$ 8,983.00
\$ 0.00	\$ 0.00	\$ 921,245.72	\$ 126.50	\$ 0.00	\$ 921,119.22	\$ 126.50
\$ 0.00	\$ 0.00	\$ 1,200.00	\$ 1,200.00	\$ 0.00	\$ 0.00	\$ 1,200.00
\$ 0.00	\$ 0.00	\$ 5,083,135.62	\$ 3,641,967.51	\$ 253,726.27	\$ 1,187,441.84	\$ 3,895,693.78
\$ 0.00	\$ 0.00	\$ 0.00	\$ 0.00	\$ 0.00	\$ 0.00	\$ 0.00
\$ 0.00	\$ 0.00	\$ 0.00	\$ 0.00	\$ 0.00	\$ 0.00	\$ 0.00
\$ 0.00	\$ 0.00	\$ 5,083,135.62	\$ 3,641,967.51	\$ 253,726.27	\$ 1,187,441.84	\$ 3,895,693.78

	Estimate of Needs by Governing Board	Approved by County Excise Board
	\$ 6,535,471.71	\$ 6,535,471.71
	\$ 0.00	\$ 0.00
	\$ 0.00	\$ 0.00
	\$ 6,535,471.71	\$ 6,535,471.71

BUILDING FUND ACCOUNTS COVERING THE PERIOD JULY 1, 2017 TO JUNE 30, 2018

EXHIBIT "B"

Page 13

Schedule 1, Current Balance Sheet - June 30, 2018		Amount
<b>ASSETS:</b>		
Cash Balance June 30, 2018		\$ 727,454.68
Investments		\$ 249,000.00
<b>TOTAL ASSETS</b>		\$ 976,454.68
<b>LIABILITIES AND RESERVES:</b>		
Warrants Outstanding		\$ 115,327.79
Reserve for Interest on Warrants		\$ 0.00
Reserves From Schedule 8		\$ 393,218.86
<b>TOTAL LIABILITIES AND RESERVES</b>		\$ 508,546.65
<b>CASH FUND BALANCE JUNE 30, 2018</b>		\$ 467,908.03
<b>TOTAL LIABILITIES, RESERVES AND CASH FUND BALANCE</b>		\$ 976,454.68

Schedule 2, Revenue and Requirements - 2017-2018		
	Detail	Total
<b>REVENUE:</b>		
Cash Balance June 30, 2017	\$ 1,028,386.68	
Cash Fund Balance Transferred From Prior Years	\$ 2,969.54	
Current Ad Valorem Tax Apportioned	\$ 415,623.88	
Miscellaneous Revenue Apportioned	\$ 1,145.29	
<b>TOTAL REVENUE</b>		\$ 1,448,125.39
<b>REQUIREMENTS:</b>		
Claims Paid by Warrants Issued & Transfer Fees Apportioned	\$ 586,998.50	
Reserves From Schedule 8	\$ 393,218.86	
Interest Paid on Warrants	\$ 0.00	
Bank Fees and Cash Charges	\$ 0.00	
Reserve for Interest on Warrants	\$ 0.00	
<b>TOTAL REQUIREMENTS</b>		\$ 980,217.36
<b>ADD: Cash Fund Balance as Per Balance Sheet 6-30-2018</b>		\$ 467,908.03
<b>TOTAL REQUIREMENTS AND CASH FUND BALANCE</b>		\$ 1,448,125.39

Schedule 3, Cash Fund Balance Analysis - June 30, 2018		Amount
<b>ADDITIONS:</b>		
Miscellaneous Revenue Collected in Excess of Estimates-Net		\$ 1,145.29
Warrants Estopped, Cancelled or Converted		\$ 0.00
Fiscal Year 2017-18 Lapsed Appropriations		\$ 441,969.10
Fiscal Year 2016-17 Lapsed Appropriations		\$ 247.00
Ad Valorem Tax Collections in Excess of Estimates		\$ 21,824.10
Prior Year Ad Valorem Tax		\$ 2,722.54
<b>TOTAL ADDITIONS</b>		\$ 467,908.03
<b>DEDUCTIONS:</b>		
Supplemental Appropriations		\$ 0.00
Current Tax in Process of Collection		\$ 0.00
<b>TOTAL DEDUCTIONS</b>		\$ 0.00
<b>Cash Fund Balance as per Balance Sheet 6-30-2018</b>		\$ 467,908.03
<b>Composition of Cash Fund Balance</b>		
Cash		\$ 467,908.03
<b>Cash Fund Balance as per Balance Sheet 6-30-2018</b>		\$ 467,908.03

BUILDING FUND ACCOUNTS COVERING THE PERIOD JULY 1, 2017 TO JUNE 30, 2018

EXHIBIT "B"

Page 14

Schedule 4, Miscellaneous Revenue		
SOURCE	2017-18 ACCOUNT	
	AMOUNT ESTIMATED	ACTUALLY COLLECTED
<b>1000 DISTRICT SOURCES OF REVENUE:</b>		
1200 Tuition & Fees	\$ 0.00	\$ 0.00
1300 Earnings on Investments and Bond Sales	\$ 0.00	\$ 99.83
1400 Rental, Disposals and Commissions	\$ 0.00	\$ 0.00
1500 Reimbursements	\$ 0.00	\$ 0.00
1600 Other Local Sources of Revenue	\$ 0.00	\$ 0.00
1700 Child Nutrition Programs	\$ 0.00	\$ 0.00
1800 Athletics	\$ 0.00	\$ 0.00
<b>TOTAL</b>	\$ 0.00	\$ 99.83
<b>2000 INTERMEDIATE SOURCES OF REVENUE:</b>		
2100 County 4 Mill Ad Valorem Tax	\$ 0.00	\$ 0.00
2200 County Apportionment (Mortgage Tax)	\$ 0.00	\$ 0.00
2300 Resale of Property Fund Distribution	\$ 0.00	\$ 0.00
2900 Other Intermediate Sources of Revenue	\$ 0.00	\$ 0.00
<b>TOTAL</b>	\$ 0.00	\$ 0.00
<b>3000 STATE SOURCES OF REVENUE:</b>		
3110 Gross Production Tax	\$ 0.00	\$ 0.00
3120 Motor Vehicle Collections	\$ 0.00	\$ 0.00
3130 Rural Electric Cooperative Tax	\$ 0.00	\$ 0.00
3140 State School Land Earnings	\$ 0.00	\$ 0.00
3150 Vehicle Tax Stamps	\$ 0.00	\$ 0.00
3160 Farm Implement Tax Stamps	\$ 0.00	\$ 996.74
3170 Trailers and Mobile Homes	\$ 0.00	\$ 0.00
3190 Other Dedicated Revenue	\$ 0.00	\$ 0.00
3100 Total Dedicated Revenue	\$ 0.00	\$ 996.74
3210 Foundation and Salary Incentive Aid	\$ 0.00	\$ 0.00
3220 Mid-Term Adjustment For Attendance	\$ 0.00	\$ 0.00
3230 Teacher Consultant Stipend	\$ 0.00	\$ 0.00
3240 Disaster Assistance	\$ 0.00	\$ 0.00
3250 Flexible Benefit Allowance	\$ 0.00	\$ 0.00
3200 Total State Aid - General Operations - Non-Categorical	\$ 0.00	\$ 0.00
3300 State Aid - Competitive Grants - Categorical	\$ 0.00	\$ 0.00
3400 State - Categorical	\$ 0.00	\$ 0.00
3500 Special Programs	\$ 0.00	\$ 0.00
3600 Other State Sources of Revenue	\$ 0.00	\$ 12.55
3700 Child Nutrition Program	\$ 0.00	\$ 0.00
3800 State Vocational Programs - Multi-Source	\$ 0.00	\$ 0.00
<b>TOTAL</b>	\$ 0.00	\$ 1,009.29
<b>4000 FEDERAL SOURCES OF REVENUE:</b>		
4100 Grants-In-Aid Direct From The Federal Government	\$ 0.00	\$ 36.17
4200 Disadvantaged Students	\$ 0.00	\$ 0.00
4300 Individuals With Disabilities	\$ 0.00	\$ 0.00
4400 No Child Left Behind	\$ 0.00	\$ 0.00
4500 Grants-In-Aid Passed Through Other State/Intermediate Sources	\$ 0.00	\$ 0.00
4600 Other Federal Sources Passed Through State Dept Of Education	\$ 0.00	\$ 0.00
4700 Child Nutrition Programs	\$ 0.00	\$ 0.00
4800 Federal Vocational Education	\$ 0.00	\$ 0.00
<b>TOTAL</b>	\$ 0.00	\$ 36.17
<b>5000 NON-REVENUE RECEIPTS:</b>		
5100 Return of Assets	\$ 0.00	\$ 0.00
<b>GRAND TOTAL</b>	\$ 0.00	\$ 1,145.29

S.A. & I. Form 2661R06 Entity: Chisholm Trail Technology Center V 26, Kingfisher

10-Sep-2018



BUILDING FUND ACCOUNTS COVERING THE PERIOD JULY 1, 2017 TO JUNE 30, 2018

EXHIBIT "B"

Page 16

Schedule 5, Expenditures Building Fund Cash Accounts of Current and all Prior Years	
CURRENT AND ALL PRIOR YEARS	2017-18
Cash Balance Reported to Excise Board 6-30-2017	\$ 0.00
Cash Fund Balance Transferred Out	
Cash Fund Balance Transferred In	\$ 1,028,386.68
Adjusted Cash Balance	\$ 1,028,386.68
Ad Valorem Tax Apportioned To Year In Caption	\$ 415,623.88
Miscellaneous Revenue (Schedule 4)	\$ 1,145.29
Cash Fund Balance Forward From Preceding Year	\$ 2,969.54
Prior Expenditures Recovered	\$ 0.00
<b>TOTAL RECEIPTS</b>	\$ 419,738.71
<b>TOTAL RECEIPTS AND BALANCE</b>	\$ 1,448,125.39
Warrants Paid of Year in Caption	\$ 471,670.71
Interest Paid Thereon	\$ 0.00
Bank Fees and Cash Charges	\$ 0.00
<b>TOTAL DISBURSEMENTS</b>	\$ 471,670.71
<b>CASH BALANCE JUNE 30, 2018</b>	\$ 976,454.68
Reserve for Warrants Outstanding	\$ 115,327.79
Reserve for Interest on Warrants	\$ 0.00
Reserves From Schedule 8	\$ 393,218.86
<b>TOTAL LIABILITIES AND RESERVE</b>	\$ 508,546.65
DEFICIT: (Red Figure)	\$ 0.00
<b>CASH FUND BALANCE FORWARD TO SUCCEEDING YEAR</b>	\$ 467,908.03

Schedule 6, Building Fund Warrant Account of Current and All Prior Years	
CURRENT AND ALL PRIOR YEARS	2017-18
Warrants Outstanding 6-30 of Year in Caption	
Warrants Registered During Year	\$ 586,998.50
<b>TOTAL</b>	\$ 586,998.50
Warrants Paid During Year	\$ 471,670.71
Warrants Converted to Bonds or Judgments	\$ 0.00
Warrants Cancelled	\$ 0.00
Warrants estopped by Statute	\$ 0.00
<b>TOTAL WARRANTS RETIRED</b>	\$ 471,670.71
<b>BALANCE WARRANTS OUTSTANDING JUNE 30, 2018</b>	\$ 115,327.79

Schedule 7, 2017 Ad Valorem Tax Account		
2017 Net Valuation Certified To County Excise Board	\$ 216,589,879.00	2.000 Mills
Total Proceeds of Levy as Certified	\$ 433,179.76	
Additions:	\$ 0.00	
Deductions:	\$ 0.00	
Gross Balance Tax	\$ 433,179.76	
Less Reserve for Delinquent Tax	\$ 39,379.98	
Reserve for Protests Pending	\$ 0.00	
Balance Available Tax	\$ 393,799.78	
Deduct 2017 Tax Apportioned	\$ 415,623.88	
Net Balance 2017 Tax in Process of Collection	\$ 0.00	
Excess Collections	\$ 21,824.10	

BUILDING FUND ACCOUNTS COVERING THE PERIOD JULY 1, 2017 TO JUNE 30, 2018

EXHIBIT "B"

2017-18 ACCOUNT OVER (UNDER)	BASIS AND LIMIT OF ENSUING ESTIMATE	2018-19 ACCOUNT		
		CHARGEABLE INCOME	ESTIMATED BY GOVERNING BOARD	APPROVED BY EXCISE BOARD
\$ 0.00	0.00%	\$ 0.00	\$ 0.00	\$ 0.00
\$ 99.83	0.00%	\$ 0.00	\$ 0.00	\$ 0.00
\$ 0.00	0.00%	\$ 0.00	\$ 0.00	\$ 0.00
\$ 0.00	0.00%	\$ 0.00	\$ 0.00	\$ 0.00
\$ 0.00	0.00%	\$ 0.00	\$ 0.00	\$ 0.00
\$ 0.00	0.00%	\$ 0.00	\$ 0.00	\$ 0.00
\$ 0.00	0.00%	\$ 0.00	\$ 0.00	\$ 0.00
\$ 99.83		\$ 0.00	\$ 0.00	\$ 0.00
\$ 0.00	0.00%	\$ 0.00	\$ 0.00	\$ 0.00
\$ 0.00	0.00%	\$ 0.00	\$ 0.00	\$ 0.00
\$ 0.00	0.00%	\$ 0.00	\$ 0.00	\$ 0.00
\$ 0.00	0.00%	\$ 0.00	\$ 0.00	\$ 0.00
\$ 0.00		\$ 0.00	\$ 0.00	\$ 0.00
\$ 0.00	0.00%	\$ 0.00	\$ 0.00	\$ 0.00
\$ 0.00	0.00%	\$ 0.00	\$ 0.00	\$ 0.00
\$ 0.00	0.00%	\$ 0.00	\$ 0.00	\$ 0.00
\$ 0.00	0.00%	\$ 0.00	\$ 0.00	\$ 0.00
\$ 0.00	0.00%	\$ 0.00	\$ 0.00	\$ 0.00
\$ 996.74	0.00%	\$ 0.00	\$ 0.00	\$ 0.00
\$ 0.00	0.00%	\$ 0.00	\$ 0.00	\$ 0.00
\$ 0.00	0.00%	\$ 0.00	\$ 0.00	\$ 0.00
\$ 996.74		\$ 0.00	\$ 0.00	\$ 0.00
\$ 0.00	0.00%	\$ 0.00	\$ 0.00	\$ 0.00
\$ 0.00	0.00%	\$ 0.00	\$ 0.00	\$ 0.00
\$ 0.00	0.00%	\$ 0.00	\$ 0.00	\$ 0.00
\$ 0.00	0.00%	\$ 0.00	\$ 0.00	\$ 0.00
\$ 0.00	0.00%	\$ 0.00	\$ 0.00	\$ 0.00
\$ 0.00	0.00%	\$ 0.00	\$ 0.00	\$ 0.00
\$ 0.00	0.00%	\$ 0.00	\$ 0.00	\$ 0.00
\$ 0.00	0.00%	\$ 0.00	\$ 0.00	\$ 0.00
\$ 0.00	0.00%	\$ 0.00	\$ 0.00	\$ 0.00
\$ 12.55	0.00%	\$ 0.00	\$ 0.00	\$ 0.00
\$ 0.00	0.00%	\$ 0.00	\$ 0.00	\$ 0.00
\$ 0.00	0.00%	\$ 0.00	\$ 0.00	\$ 0.00
\$ 1,009.29		\$ 0.00	\$ 0.00	\$ 0.00
\$ 36.17	0.00%	\$ 0.00	\$ 0.00	\$ 0.00
\$ 0.00	0.00%	\$ 0.00	\$ 0.00	\$ 0.00
\$ 0.00	0.00%	\$ 0.00	\$ 0.00	\$ 0.00
\$ 0.00	0.00%	\$ 0.00	\$ 0.00	\$ 0.00
\$ 0.00	0.00%	\$ 0.00	\$ 0.00	\$ 0.00
\$ 0.00	0.00%	\$ 0.00	\$ 0.00	\$ 0.00
\$ 0.00	0.00%	\$ 0.00	\$ 0.00	\$ 0.00
\$ 0.00	0.00%	\$ 0.00	\$ 0.00	\$ 0.00
\$ 36.17		\$ 0.00	\$ 0.00	\$ 0.00
\$ 0.00	0.00%	\$ 0.00	\$ 0.00	\$ 0.00
\$ 1,145.29		\$ 0.00	\$ 0.00	\$ 0.00

BUILDING FUND ACCOUNTS COVERING THE PERIOD JULY 1, 2017 TO JUNE 30, 2018

EXHIBIT "B"

Page 17

Schedule 5, (Continued)

2016-17	2015-16	2014-15	2013-14	2012-13	2011-12	TOTAL
\$ 1,029,386.68	\$ 0.00	\$ 0.00	\$ 0.00	\$ 0.00	\$ 0.00	\$ 1,029,386.68
\$ 1,028,386.68	\$ 0.00	\$ 0.00	\$ 0.00	\$ 0.00	\$ 0.00	\$ 1,028,386.68
\$ 0.00	\$ 0.00	\$ 0.00	\$ 0.00	\$ 0.00	\$ 0.00	\$ 1,028,386.68
\$ 1,000.00	\$ 0.00	\$ 0.00	\$ 0.00	\$ 0.00	\$ 0.00	\$ 1,029,386.68
\$ 2,722.54	\$ 0.00	\$ 0.00	\$ 0.00	\$ 0.00	\$ 0.00	\$ 418,346.42
\$ 0.00	\$ 0.00	\$ 0.00	\$ 0.00	\$ 0.00	\$ 0.00	\$ 1,145.29
\$ 0.00	\$ 0.00	\$ 0.00	\$ 0.00	\$ 0.00	\$ 0.00	\$ 2,969.54
\$ 0.00	\$ 0.00	\$ 0.00	\$ 0.00	\$ 0.00	\$ 0.00	\$ 0.00
\$ 2,722.54	\$ 0.00	\$ 0.00	\$ 0.00	\$ 0.00	\$ 0.00	\$ 422,461.25
\$ 3,722.54	\$ 0.00	\$ 0.00	\$ 0.00	\$ 0.00	\$ 0.00	\$ 1,451,847.93
\$ 753.00	\$ 0.00	\$ 0.00	\$ 0.00	\$ 0.00	\$ 0.00	\$ 472,423.71
\$ 0.00	\$ 0.00	\$ 0.00	\$ 0.00	\$ 0.00	\$ 0.00	\$ 0.00
\$ 0.00	\$ 0.00	\$ 0.00	\$ 0.00	\$ 0.00	\$ 0.00	\$ 0.00
\$ 753.00	\$ 0.00	\$ 0.00	\$ 0.00	\$ 0.00	\$ 0.00	\$ 472,423.71
\$ 2,969.54	\$ 0.00	\$ 0.00	\$ 0.00	\$ 0.00	\$ 0.00	\$ 979,424.22
\$ 0.00	\$ 0.00	\$ 0.00	\$ 0.00	\$ 0.00	\$ 0.00	\$ 115,327.79
\$ 0.00	\$ 0.00	\$ 0.00	\$ 0.00	\$ 0.00	\$ 0.00	\$ 0.00
\$ 0.00	\$ 0.00	\$ 0.00	\$ 0.00	\$ 0.00	\$ 0.00	\$ 393,218.86
\$ 0.00	\$ 0.00	\$ 0.00	\$ 0.00	\$ 0.00	\$ 0.00	\$ 508,546.65
\$ 0.00	\$ 0.00	\$ 0.00	\$ 0.00	\$ 0.00	\$ 0.00	\$ 0.00
\$ 2,969.54	\$ 0.00	\$ 0.00	\$ 0.00	\$ 0.00	\$ 0.00	\$ 470,877.57

Schedule 6, (Continued)

2016-17	2015-16	2014-15	2013-14	2012-13	2011-12	TOTAL
\$ 0.00	\$ 0.00	\$ 0.00	\$ 0.00	\$ 0.00	\$ 0.00	\$ 0.00
\$ 753.00	\$ 0.00	\$ 0.00	\$ 0.00	\$ 0.00	\$ 0.00	\$ 587,751.50
\$ 753.00	\$ 0.00	\$ 0.00	\$ 0.00	\$ 0.00	\$ 0.00	\$ 587,751.50
\$ 753.00	\$ 0.00	\$ 0.00	\$ 0.00	\$ 0.00	\$ 0.00	\$ 472,423.71
\$ 0.00	\$ 0.00	\$ 0.00	\$ 0.00	\$ 0.00	\$ 0.00	\$ 0.00
\$ 0.00	\$ 0.00	\$ 0.00	\$ 0.00	\$ 0.00	\$ 0.00	\$ 0.00
\$ 0.00	\$ 0.00	\$ 0.00	\$ 0.00	\$ 0.00	\$ 0.00	\$ 0.00
\$ 0.00	\$ 0.00	\$ 0.00	\$ 0.00	\$ 0.00	\$ 0.00	\$ 0.00
\$ 753.00	\$ 0.00	\$ 0.00	\$ 0.00	\$ 0.00	\$ 0.00	\$ 472,423.71
\$ 0.00	\$ 0.00	\$ 0.00	\$ 0.00	\$ 0.00	\$ 0.00	\$ 115,327.79

Schedule 9, Building Fund Investments

INVESTED IN	Investments On Hand June 30, 2017	Since Purchased	Liquidations		Barred by Court Order	Investments On Hand June 30, 2018
			By Collection Of Cost	Amortized Premium		
	\$ 249,000.00	\$ 0.00	\$ 0.00	\$ 0.00	\$ 0.00	\$ 249,000.00
						\$ 0.00
						\$ 0.00
						\$ 0.00
						\$ 0.00
						\$ 0.00
						\$ 0.00
						\$ 0.00
						\$ 0.00
						\$ 0.00
TOTAL INVEST	\$ 249,000.00	\$ 0.00	\$ 0.00	\$ 0.00	\$ 0.00	\$ 249,000.00

BUILDING FUND ACCOUNTS COVERING THE PERIOD JULY 1, 2017 TO JUNE 30, 2018

EXHIBIT "B"

Schedule 8, Report of Prior Year Expenditures

APPROPRIATED ACCOUNTS	FISCAL YEAR ENDING JUNE 30, 2017			APPROPRIATIONS ORIGINAL
	RESERVES 06-30-2017	WARRANTS SINCE ISSUED	BALANCE LAPSED APPROPRIATIONS	
1000 INSTRUCTION	\$ 0.00	\$ 0.00	\$ 0.00	\$ 0.00
2100 Support Services - Students	\$ 0.00	\$ 0.00	\$ 0.00	\$ 0.00
2200 Support Services - Instructional Staff	\$ 0.00	\$ 0.00	\$ 0.00	\$ 0.00
2300 Support Services - General Administration	\$ 0.00	\$ 0.00	\$ 0.00	\$ 0.00
2400 Support Services - School Administration	\$ 0.00	\$ 0.00	\$ 0.00	\$ 0.00
2500 Support Services - Business	\$ 0.00	\$ 0.00	\$ 0.00	\$ 0.00
2600 Operations And Maintenance of Plant Services	\$ 1,000.00	\$ 753.00	\$ 247.00	\$ 125,201.10
2700 Student Transportation Services	\$ 0.00	\$ 0.00	\$ 0.00	\$ 0.00
2800 Support Services - Central	\$ 0.00	\$ 0.00	\$ 0.00	\$ 0.00
2900 Other Support Services	\$ 0.00	\$ 0.00	\$ 0.00	\$ 0.00
TOTAL	\$ 1,000.00	\$ 753.00	\$ 247.00	\$ 125,201.10
3000 OPERATION OF NON-INSTRUCTION SERVICES:				
3100 Child Nutrition Programs Operations	\$ 0.00	\$ 0.00	\$ 0.00	\$ 0.00
3200 Other Enterprise Service Operations	\$ 0.00	\$ 0.00	\$ 0.00	\$ 0.00
3300 Community Services Operations	\$ 0.00	\$ 0.00	\$ 0.00	\$ 0.00
TOTAL	\$ 0.00	\$ 0.00	\$ 0.00	\$ 0.00
4000 FACILITIES ACQUISITION & CONSTRUCTION SERVICES:				
4100 Supv. of Facilities Acquisition and Construction	\$ 0.00	\$ 0.00	\$ 0.00	\$ 0.00
4200 Site Acquisition Services	\$ 0.00	\$ 0.00	\$ 0.00	\$ 0.00
4300 Site Improvement Services	\$ 0.00	\$ 0.00	\$ 0.00	\$ 0.00
4400 Architecture and Engineering Services	\$ 0.00	\$ 0.00	\$ 0.00	\$ 0.00
4500 Educational Specifications Development Services	\$ 0.00	\$ 0.00	\$ 0.00	\$ 0.00
4600 Building Acquisition and Construction Services	\$ 0.00	\$ 0.00	\$ 0.00	\$ 928,007.76
4700 Building Improvement Services	\$ 0.00	\$ 0.00	\$ 0.00	\$ 0.00
4900 Other Facilities Acquisition and Const. Services	\$ 0.00	\$ 0.00	\$ 0.00	\$ 0.00
TOTAL	\$ 0.00	\$ 0.00	\$ 0.00	\$ 928,007.76
5000 OTHER OUTLAYS:				
5100 Debt Service	\$ 0.00	\$ 0.00	\$ 0.00	\$ 0.00
5200 Reimbursement (Child Nutrition Fund)	\$ 0.00	\$ 0.00	\$ 0.00	\$ 0.00
5300 Clearing Account	\$ 0.00	\$ 0.00	\$ 0.00	\$ 0.00
5400 Indirect Cost Entitlement	\$ 0.00	\$ 0.00	\$ 0.00	\$ 0.00
5500 Private Nonprofit Schools	\$ 0.00	\$ 0.00	\$ 0.00	\$ 0.00
5600 Correcting Entry	\$ 0.00	\$ 0.00	\$ 0.00	\$ 0.00
TOTAL	\$ 0.00	\$ 0.00	\$ 0.00	\$ 0.00
7000 OTHER USES	\$ 0.00	\$ 0.00	\$ 0.00	\$ 368,977.60
8000 REPAYMENTS	\$ 0.00	\$ 0.00	\$ 0.00	\$ 0.00
TOTAL BUILDING FUND	\$ 1,000.00	\$ 753.00	\$ 247.00	\$ 1,422,186.46
Bank Fees and Cash Charges	\$ 0.00	\$ 0.00	\$ 0.00	\$ 0.00
Provision for Interest on Warrants	\$ 0.00	\$ 0.00	\$ 0.00	\$ 0.00
GRAND TOTAL	\$ 1,000.00	\$ 753.00	\$ 247.00	\$ 1,422,186.46

ESTIMATE OF NEEDS FOR THE FISCAL YEAR 2018-2019
PURPOSE:
Current Expense
Interest
Pro rata share of County Assessor's Budget by County Excise Board
GRAND TOTAL - Home School

BUILDING FUND ACCOUNTS COVERING THE PERIOD JULY 1, 2017 TO JUNE 30, 2018

EXHIBIT "B"

FISCAL YEAR ENDING JUNE 30, 2018						FISCAL YEAR 2017-2018 EXPENDITURES FOR CURRENT EXPENSE PURPOSES
APPROPRIATIONS			WARRANTS ISSUED	RESERVES	LAPSED BALANCE KNOWN TO BE UNENCUMBERED	
SUPPLEMENTAL ADJUSTMENTS		NET AMOUNT				
ADDED	CANCELLED					
\$ 0.00	\$ 0.00	\$ 0.00	\$ 0.00	\$ 0.00	\$ 0.00	\$ 0.00
\$ 0.00	\$ 0.00	\$ 0.00	\$ 0.00	\$ 0.00	\$ 0.00	\$ 0.00
\$ 0.00	\$ 0.00	\$ 0.00	\$ 0.00	\$ 0.00	\$ 0.00	\$ 0.00
\$ 0.00	\$ 0.00	\$ 0.00	\$ 0.00	\$ 0.00	\$ 0.00	\$ 0.00
\$ 0.00	\$ 0.00	\$ 0.00	\$ 0.00	\$ 0.00	\$ 0.00	\$ 0.00
\$ 0.00	\$ 0.00	\$ 125,201.10	\$ 24,517.36	\$ 55,700.00	\$ 44,983.74	\$ 80,217.36
\$ 0.00	\$ 0.00	\$ 0.00	\$ 0.00	\$ 0.00	\$ 0.00	\$ 0.00
\$ 0.00	\$ 0.00	\$ 0.00	\$ 0.00	\$ 0.00	\$ 0.00	\$ 0.00
\$ 0.00	\$ 0.00	\$ 0.00	\$ 0.00	\$ 0.00	\$ 0.00	\$ 0.00
\$ 0.00	\$ 0.00	\$ 125,201.10	\$ 24,517.36	\$ 55,700.00	\$ 44,983.74	\$ 80,217.36
\$ 0.00	\$ 0.00	\$ 0.00	\$ 0.00	\$ 0.00	\$ 0.00	\$ 0.00
\$ 0.00	\$ 0.00	\$ 0.00	\$ 0.00	\$ 0.00	\$ 0.00	\$ 0.00
\$ 0.00	\$ 0.00	\$ 0.00	\$ 0.00	\$ 0.00	\$ 0.00	\$ 0.00
\$ 0.00	\$ 0.00	\$ 0.00	\$ 0.00	\$ 0.00	\$ 0.00	\$ 0.00
\$ 0.00	\$ 0.00	\$ 0.00	\$ 0.00	\$ 0.00	\$ 0.00	\$ 0.00
\$ 0.00	\$ 0.00	\$ 0.00	\$ 0.00	\$ 0.00	\$ 0.00	\$ 0.00
\$ 0.00	\$ 0.00	\$ 928,007.76	\$ 562,481.14	\$ 337,518.86	\$ 28,007.76	\$ 900,000.00
\$ 0.00	\$ 0.00	\$ 0.00	\$ 0.00	\$ 0.00	\$ 0.00	\$ 0.00
\$ 0.00	\$ 0.00	\$ 0.00	\$ 0.00	\$ 0.00	\$ 0.00	\$ 0.00
\$ 0.00	\$ 0.00	\$ 0.00	\$ 0.00	\$ 0.00	\$ 0.00	\$ 0.00
\$ 0.00	\$ 0.00	\$ 0.00	\$ 0.00	\$ 0.00	\$ 0.00	\$ 0.00
\$ 0.00	\$ 0.00	\$ 0.00	\$ 0.00	\$ 0.00	\$ 0.00	\$ 0.00
\$ 0.00	\$ 0.00	\$ 0.00	\$ 0.00	\$ 0.00	\$ 0.00	\$ 0.00
\$ 0.00	\$ 0.00	\$ 0.00	\$ 0.00	\$ 0.00	\$ 0.00	\$ 0.00
\$ 0.00	\$ 0.00	\$ 0.00	\$ 0.00	\$ 0.00	\$ 0.00	\$ 0.00
\$ 0.00	\$ 0.00	\$ 368,977.60	\$ 0.00	\$ 0.00	\$ 368,977.60	\$ 0.00
\$ 0.00	\$ 0.00	\$ 0.00	\$ 0.00	\$ 0.00	\$ 0.00	\$ 0.00
\$ 0.00	\$ 0.00	\$ 1,422,186.46	\$ 586,998.50	\$ 393,218.86	\$ 441,969.10	\$ 980,217.36
\$ 0.00	\$ 0.00	\$ 0.00	\$ 0.00	\$ 0.00	\$ 0.00	\$ 0.00
\$ 0.00	\$ 0.00	\$ 0.00	\$ 0.00	\$ 0.00	\$ 0.00	\$ 0.00
\$ 0.00	\$ 0.00	\$ 1,422,186.46	\$ 586,998.50	\$ 393,218.86	\$ 441,969.10	\$ 980,217.36

	Estimate of Needs by Governing Board	Approved by County Excise Board
	\$ 980,201.47	\$ 980,201.47
	\$ 0.00	\$ 0.00
	\$ 0.00	\$ 0.00
	\$ 980,201.47	\$ 980,201.47

CERTIFICATE OF EXCISE BOARD

State of Oklahoma, County of Kingfisher

We, do further certify that we have examined the statement of estimated needs for the current fiscal year ending June 30, 2018, as certified by the Board of Education of Chisholm Trail Technology Center, District Number V 26 of said County and State, and its financial statement for the preceding year, and in so doing we have diligently performed the duties imposed upon this Excise Board by 68 O. S. 2001 Section 3007, by (1) ascertaining that the financial statements, as to the statistics therein contained, reflect the true fiscal condition at the close of the fiscal year, or caused the same to be corrected so to show; (2) struck from the estimate of needs so submitted any items not authorized by law and reduced to the sum authorized by law any items restricted by statute as to the amount lawfully expendable therefor; (3) supplemented such estimate, after appropriate action, by an estimate of needs prepared by this Excise Board to make provision for mandatory functions based upon statistics authoritatively submitted; (4) computed the total means available to each fund in the manner provided, applying the Governing Board's estimate of revenue to be derived from surplus tax of the immediately preceding year and from sources other than ad valorem tax, or reduced such estimate to not less than the lawfully authorized ratio of the several sums realized from such sources during the preceding fiscal year or to such lesser sum as may reasonably be anticipated under altered law or circumstance and using for such determination the basic collections of the preceding year and the ratios on which distribution or apportionment must be made during the ensuing or current year.

To the several and specific purposes of the estimated needs as certified, we have and do hereby appropriate the surplus balances of cash on hand of the prior year, estimates of income from sources other than ad valorem taxation within the limitation fixed by law, and the proceeds of ad valorem tax levy within the number of mills authorized, either by apportionment by the Legislature, allocation by the excise board or by legal election, all of which appropriations are made in so far as the available surpluses, revenues, and levies will permit, except in that we have also provided that, after deducting items consisting of cash and the revenue from all sources other than the 2018 tax and the proceeds of the 2018 tax levy are in excess of the residue of such appropriations, by a sum included for delinquent tax, computed at 10.0% of such residue. And provided further, if said School District has been ascertained to be a well defined State Aid District, the local budget, as approved and appropriated for, has been applied wholly to its operating accounts.

We further certify that the amount required to be raised from tax, excluding Homesteads, for General Revenue Fund purposes as approved, requires a total ad valorem tax levy of 10.150 Mills. Said levy is within the statutory limit, and if in excess, is within the constitutional limit and has been authorized by a vote of the people of said district, as shown by certificate of the School Board to-wit:

To this District, with valuations shown below, the Excise Board allocated 0.000 Mills, plus 0.000 Mills authorized by the Constitution, plus an emergency levy of 0.000 Mills; plus local support levy of 10.150 Mills; for a total levy for the General Fund of 10.150 Mills.

We further certify that the amount required to be raised for building fund purposes as approved requires a tax levy of 2.000 Mills, and said levy has been certified as authorized by a vote of the people at an election held for that purpose. We further certify that Assessed Values used in computing Mill-vote levies have been applied as certified by the County Assessor.

We further certify that we have examined the within statements of account and estimated needs or requirements of the Governing Board of Chisholm Trail Technology Center, School District No. V 26 of said County and State, in relation to the Sinking Fund or Funds thereof, and after finding the same correct or having caused the same to be corrected pursuant to 68 O. S. 2001 Section 3009, have approved the requirements therefor to fulfill the conditions of Section 26 and 28 of Article 10, Oklahoma Constitution, and have made and certified a tax levy therefor to the extent of the excess of said total requirements over the total of items 2, 3, 6, and 12 of Exhibit "Y" and any other legal deduction, including a reserve of 10% for delinquent taxes.

CERTIFICATE OF EXCISE BOARD

EXHIBIT "Y" Continued: Primary County And All Joint Counties				Levies Required and Certified: Valuation And Levies Excluding Homesteads		
County	General Fund	Building Fund	Total Valuation	Total Required For 2018 Tax		
				General	Building	
This County Kingfisher	10.15 Mills	2.00 Mills	\$ 148,893,534.00	\$ 1,511,269.37	\$ 297,787.07	
Joint Co. Blaine	10.53 Mills	2.00 Mills	\$ 76,162,936.00	\$ 801,995.72	\$ 152,325.87	
Joint Co. <u>Dover</u>	10.00 Mills	2.00 Mills	\$ 56,704,922.00	\$ 567,049.22	\$ 113,409.84	
Joint Co.	0.00 Mills	0.00 Mills	\$ 0.00	\$ 0.00	\$ 0.00	
Joint Co.	0.00 Mills	0.00 Mills	\$ 0.00	\$ 0.00	\$ 0.00	
Joint Co.	0.00 Mills	0.00 Mills	\$ 0.00	\$ 0.00	\$ 0.00	
Joint Co.	0.00 Mills	0.00 Mills	\$ 0.00	\$ 0.00	\$ 0.00	
Joint Co.	0.00 Mills	0.00 Mills	\$ 0.00	\$ 0.00	\$ 0.00	
Joint Co.	0.00 Mills	0.00 Mills	\$ 0.00	\$ 0.00	\$ 0.00	
Joint Co.	0.00 Mills	0.00 Mills	\$ 0.00	\$ 0.00	\$ 0.00	
Joint Co.	0.00 Mills	0.00 Mills	\$ 0.00	\$ 0.00	\$ 0.00	
Joint Co.	0.00 Mills	0.00 Mills	\$ 0.00	\$ 0.00	\$ 0.00	
Joint Co.	0.00 Mills	0.00 Mills	\$ 0.00	\$ 0.00	\$ 0.00	
Joint Co.	0.00 Mills	0.00 Mills	\$ 0.00	\$ 0.00	\$ 0.00	
Totals			\$ 281,761,392.00	\$ 2,880,314.31	\$ 563,522.78	

Sinking Fund 0.00 Mills

and we do hereby order the above levies to be certified forthwith by the Secretary of this Board to the County Assessor of said County, in order that the County Assessor may immediately extend said levies upon the Tax Rolls for the year 2018 without regard to any protest that may be filed against any levies, as required by 68 O. S. 2001, Section 2869.

Signed at Kingfisher, Oklahoma, this 15<sup>th</sup> day of Sept, 2018

Jim Starnes Excise Board Member  
Jim Starnes Excise Board Chairman  
Jeannie Boevers Excise Board Secretary



Joint School District Levy Certification for Chisholm Trail Technology Center V.26  
 Career Tech District Number UT-26 General Fund Kingfisher 10.15 Blaine 10.53 Dover 10.00  
 Building Fund 2.00 2.00 2.00

State of Oklahoma )  
 ) ss  
 County of Kingfisher )

I, Jeannie Boevers, Kingfisher County Clerk, do hereby certify that the above levies are true and correct for the taxable year 2018.

Witness my hand and seal, on Sept. 12, 2018.

Jeannie Boevers  
 Kingfisher County Clerk



CERTIFICATE OF EXCISE BOARD

EXHIBIT "Y"					
County Excise Board's Appropriation of Income and Revenue	General Fund	Building Fund	Co-op Fund	Child Nutrition Fund	New Sinking Fund (Exc. Homesteads)
Appropriation Approved and Provision Made	\$ 6,535,471.71	\$ 980,201.47	\$ 0.00	\$ 0.00	\$ 0.00
Appropriation of Revenues:					
Excess of Assets Over Liabilities	\$ 2,458,654.16	\$ 467,908.03	\$ 0.00	\$ 0.00	\$ 0.00
Unclaimed Protest Tax Refunds	\$ 0.00	\$ 0.00	\$ 0.00	\$ 0.00	\$ 0.00
Miscellaneous Estimated Revenues	\$ 1,458,350.00	\$ 0.00	\$ 0.00	\$ 0.00	None
Est. Value of Surplus Tax in Process	\$ 0.00	\$ 0.00	\$ 0.00	\$ 0.00	None
Sinking Fund Contributions	\$ 0.00	\$ 0.00	\$ 0.00	\$ 0.00	\$ 0.00
Surplus Building Fund Cash	\$ 0.00	\$ 0.00	\$ 0.00	\$ 0.00	\$ 0.00
Total Other Than 2018 Tax	\$ 3,917,004.16	\$ 467,908.03	\$ 0.00	\$ 0.00	\$ 0.00
Balance Required	\$ 2,618,467.55	\$ 512,293.44	\$ 0.00	\$ 0.00	\$ 0.00
Add Allowance for Delinquency	\$ 261,846.76	\$ 51,229.34	\$ 0.00	\$ 0.00	\$ 0.00
Total Required for 2018 Tax	\$ 2,880,314.31	\$ 563,522.78	\$ 0.00	\$ 0.00	\$ 0.00
Rate of Levy Required and Certified	-----	-----	-----	-----	0.00 Mills

We further certify that the net assessed valuation of the Property, subject to ad valorem taxes, after the amount of all Homestead Exemptions have been deducted in the said School District as finally equalized and certified by the Board of Equalization for the current year 2018-2019 is as follows:

VALUATION AND LEVIES EXCLUDING HOMESTEADS				
County	Real	Personal	Public Service	Total
This County Kingfisher	\$ 52,073,034.00	\$ 65,234,545.00	\$ 31,585,955.00	\$ 148,893,534.00
Joint County Blaine	\$ 25,219,125.00	\$ 44,967,676.00	\$ 5,976,135.00	\$ 76,162,936.00
Joint County Dover	\$ 5,749,924.00	\$ 49,440,773.00	\$ 1,514,225.00	\$ 56,704,922.00
Joint County	\$ 0.00	\$ 0.00	\$ 0.00	\$ 0.00
Joint County	\$ 0.00	\$ 0.00	\$ 0.00	\$ 0.00
Joint County	\$ 0.00	\$ 0.00	\$ 0.00	\$ 0.00
Joint County	\$ 0.00	\$ 0.00	\$ 0.00	\$ 0.00
Joint County	\$ 0.00	\$ 0.00	\$ 0.00	\$ 0.00
Joint County	\$ 0.00	\$ 0.00	\$ 0.00	\$ 0.00
Joint County	\$ 0.00	\$ 0.00	\$ 0.00	\$ 0.00
Joint County	\$ 0.00	\$ 0.00	\$ 0.00	\$ 0.00
Joint County	\$ 0.00	\$ 0.00	\$ 0.00	\$ 0.00
Joint County	\$ 0.00	\$ 0.00	\$ 0.00	\$ 0.00
Joint County	\$ 0.00	\$ 0.00	\$ 0.00	\$ 0.00
Total Valuations, All Counties	\$ 83,042,083.00	\$ 159,642,994.00	\$ 39,076,315.00	\$ 281,761,392.00

and that the assessed valuations herein certified have been used in computing the rates of mill levies and the proceeds thereof appropriated as aforesaid; and that having ascertained as aforesaid, the aggregate amount to be raised by ad valorem taxation, be raised by ad valorem taxation, we thereupon made the above levies therefor as provided by law as follows:



S.A. & I. Form 2661R06 Entity: Chisholm Trail Technology Center V 26, Kingfisher

10-Sep-2018



Publication Sheet - Board of Education  
 Financial Statement of the Various Funds for the Fiscal Year Ending June 30, 2018, And  
 Estimate of Needs for Fiscal Year Ending June 30, 2019, of Chisholm Trail Technology Center  
 School District No. V 26, Kingfisher County, Oklahoma

STATEMENT OF FINANCIAL CONDITION AS OF JUNE 30, 2018	GENERAL FUND DETAIL	BUILDING FUND DETAIL	CO-OP FUND DETAIL	NUTRITION FUND DETAIL
<b>ASSETS:</b>				
Cash Balance June 30, 2018	\$ 2,165,904.10	\$ 727,454.68	\$ 0.00	\$ 0.00
Investments	\$ 749,000.00	\$ 249,000.00	\$ 0.00	\$ 0.00
<b>TOTAL ASSETS</b>	<b>\$ 2,914,904.10</b>	<b>\$ 976,454.68</b>	<b>\$ 0.00</b>	<b>\$ 0.00</b>
<b>LIABILITIES AND RESERVES:</b>				
Warrants Outstanding	\$ 202,523.67	\$ 115,327.79	\$ 0.00	\$ 0.00
Reserve for Interest on Warrants	\$ 0.00	\$ 0.00	\$ 0.00	\$ 0.00
Reserves From Schedule 8	\$ 253,726.27	\$ 393,218.86	\$ 0.00	\$ 0.00
<b>TOTAL LIABILITIES AND RESERVES</b>	<b>\$ 456,249.94</b>	<b>\$ 508,546.65</b>	<b>\$ 0.00</b>	<b>\$ 0.00</b>
<b>CASH FUND BALANCE (Deficit) JUNE 30, 2018</b>	<b>\$ 2,458,654.16</b>	<b>\$ 467,908.03</b>	<b>\$ 0.00</b>	<b>\$ 0.00</b>

**ESTIMATED NEEDS FOR FISCAL YEAR ENDING JUNE 30, 2019**

GENERAL FUND		SINKING FUND BALANCE SHEET	
Current Expense	\$ 6,535,471.71	1. Cash Balance on Hand June 30, 2018	\$ 0.00
Reserve for Int. on Warrants & Revaluation	\$ 0.00	2. Legal Investments Properly Maturing	\$ 0.00
Total Required	\$ 6,535,471.71	3. Judgments Paid To Recover By Tax Levy	\$ 0.00
<b>FINANCED:</b>		4. Total Liquid Assets	\$ 0.00
Cash Fund Balance	\$ 2,458,654.16	Deduct Matured Indebtedness:	
Estimated Miscellaneous Revenue	\$ 1,458,350.00	5. a. Past-Due Coupons	\$ 0.00
Total Deductions	\$ 3,917,004.16	6. b. Interest Accrued Thereon	\$ 0.00
Balance to Raise from Ad Valorem Tax	\$ 2,618,467.55	7. c. Past-Due Bonds	\$ 0.00
<b>ESTIMATED MISCELLANEOUS REVENUE:</b>		8. d. Interest Thereon after Last Coupon	\$ 0.00
1000 District Sources of Revenue	\$ 145,000.00	9. e. Fiscal Agency Commissions on Above	\$ 0.00
2000 Intermediate Sources of Revenue	\$ 0.00	10. f. Judgements and Int. Levied for/Unpaid	\$ 0.00
3100 Dedicated Revenue	\$ 5,000.00	11. Total Items a. Through f	\$ 0.00
3200 State Aid - General Operations	\$ 0.00	12. Balance of Assets Subject to Accrual	\$ 0.00
3300 State Aid - Competitive Grants	\$ 0.00	Deduct Accrual Reserve if Assets Sufficient:	
3400 State - Categorical	\$ 13,925.00	13. g. Earned Unmatured Interest	\$ 0.00
3500 Special Programs	\$ 0.00	14. h. Accrual on Final Coupons	\$ 0.00
3600 Other State Sources of Revenue	\$ 0.00	15. i. Accrued on Unmatured Bonds	\$ 0.00
3700 Child Nutrition Program	\$ 0.00	16. Total Items g Through i	\$ 0.00
3800 State Vocational Programs	\$ 1,168,342.00	17. Excess of Assets Over Accrual Reserves **(Page 2)	\$ 0.00
4100 Capital Outlay	\$ 0.00	<b>SINKING FUND REQUIREMENTS FOR 2018-2019</b>	
4200 Disadvantaged Students	\$ 0.00	1. Interest Earnings on Bonds	\$ 0.00
4300 Individuals With Disabilities	\$ 0.00	2. Accrual on Unmatured Bonds	\$ 0.00
4400 Minority	\$ 0.00	3. Annual Accrual on "Prepaid" Judgements	\$ 0.00
4500 Operations	\$ 0.00	4. Annual Accrual on Unpaid Judgements	\$ 0.00
4600 Other Federal Sources of Revenue	\$ 0.00	5. Interest on Unpaid Judgements	\$ 0.00
4700 Child Nutrition Programs	\$ 0.00	6. Credit to School Dist. No. & No.	\$ 0.00
4800 Federal Vocational Education	\$ 0.00	7. Credit to School Dist. No. & No.	\$ 0.00
4810 Series	\$ 0.00	8. Annual Accrual from Exhibit KK	\$ 0.00
4820 Carl D. Perkins Vocational & Technical	\$ 16,083.00		
4830 Industry Training	\$ 0.00		
4840 Adult Training	\$ 0.00		
4850 Job Training Partnership Act	\$ 65,000.00		
4860 Other Federal Vocational Aid	\$ 45,000.00		
4870 Series	\$ 0.00		
4890 Capital Outlay	\$ 0.00		
		<b>Total Sinking Fund Requirements</b>	<b>\$ 0.00</b>
		Deduct:	
		1. Excess of Assets over Liabilities (if not a deficit)	\$ 0.00
		2. Surplus Building Fund Cash	\$ 0.00
5000 Non-Revenue Receipts	\$ 0.00	3. Contributions From Other Districts	\$ 0.00
<b>Total Estimated Revenue</b>	<b>\$ 1,458,350.00</b>	Balance To Raise	<b>\$ 0.00</b>

Publication Sheet - Board of Education  
 Financial Statement of the Various Funds for the Fiscal Year Ending June 30, 2018, And  
 Estimate of Needs for Fiscal Year Ending June 30, 2019, of Chisholm Trail Technology Center  
 School District No. V 26, Kingfisher County, Oklahoma

	SINKING FUND
** If line 12 is less than line 16 after omitting "h" deduct the following each in turn from line 4, "Total liquid Assets".	
13d. j. Unmatured Coupons Due Before 4-1-2019	\$ 0.00
14d. k. Unmatured Bonds So Due	\$ 0.00
15d. l. Whatever Remains is for Exhibit KK Line E.	\$ 0.00
16d. Deficit as Shown on Sinking Fund Balance Sheet.	\$ 0.00
17d. Less Cash Requirements for Current Fiscal Year in Excess of Cash on Hand (From Line 15d Above).	\$ 0.00
18d. Remaining Deficit is for Exhibit KK Line F.	\$ 0.00


BUILDING FUND		CO-OP FUND	
Current Expense	\$ 0.00	Current Expense	\$ 0.00
Reserve for Int. on Warrants & Revaluation	\$ 0.00	Reserve for Int. on Warrants & Revaluation	\$ 0.00
Total Required	\$ 0.00	Total Required	\$ 0.00
FINANCED:		FINANCED:	
Cash Fund Balance	\$ 467,908.03	Cash Fund Balance	\$ 0.00
Estimated Miscellaneous Revenue	\$ 0.00	Estimated Miscellaneous Revenue	\$ 0.00
Total Deductions	\$ 467,908.03	Total Deductions	\$ 0.00
Balance to Raise from Ad Valorem Tax	\$ (467,908.03)	Balance	\$ 0.00

CHILD NUTRITION PROGRAMS FUND	
Current Expense	\$ 0.00
Reserve for Int. on Warrants & Revaluation	\$ 0.00
Total Required	\$ 0.00
FINANCED:	
Cash Fund Balance	\$ 0.00
Estimated Miscellaneous Revenue	\$ 0.00
Total Deductions	\$ 0.00
Balance	\$ 0.00

CERTIFICATE - GOVERNING BOARD

STATE OF OKLAHOMA, COUNTY OF KINGFISHER, ss:

We, the undersigned duly elected, qualified and acting officers of the Board of Education of Chisholm Trail Technology Center, School District No. V 26, of Said County and State, do hereby certify that at a meeting of the Governing Body of the said District begun at the time provided by law for districts of this class and pursuant to the provisions of 68 O. S. 2001 Section 3003, the foregoing statement was prepared and is a true and correct condition of the Financial Affairs of said District as reflected by the records of the District Clerk and Treasurer. We further certify that the foregoing estimate for current expenses for the fiscal year beginning July 1, 2018, and ending June 30, 2019, as shown are reasonably necessary for the proper conduct of the affairs of the said District, that the Estimated Income to be derived from sources other than ad valorem taxation does not exceed the lawfully authorized ratio of the revenue derived from the same sources during the preceding year.

  
 \_\_\_\_\_  
 President of Board of Education

Subscribed and sworn to before me this 12 day of Sept., 2018

  
 \_\_\_\_\_  
 Notary Public

Required to be Published if a legally-qualified newspaper is printed in the district. If no legally-qualified newspaper is published in the district, then publish in a legally-qualified newspaper of general circulation in the district.

S.A. & I. Form 2661R06 Entity: Chisholm Trail Technology Center V 26, Kingfisher

10-Sep-2018